
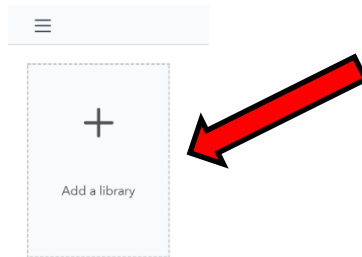


Apple, Android & Nook Devices

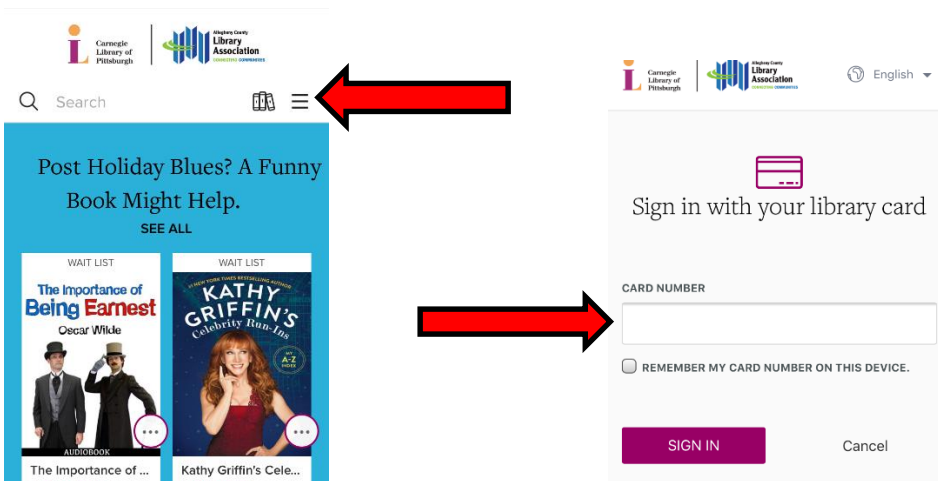
- On your device, go to the App Store or Google Play Store & download the OverDrive App.
- Once the app is on your device, open it. You will be prompted to Sign Up for an OverDrive Account. Or if you are under the Age of 13 years old you can select that you are Under 13 years old.




- After you sign up for an account, you will be prompted to a screen that asks you to Add a Library. Press that button to add the library. Search by name or zip code. (You can search anywhere in the county! All libraries in Allegheny County share eBooks through OverDrive). Select Carnegie Library of Pittsburgh as your Library System.



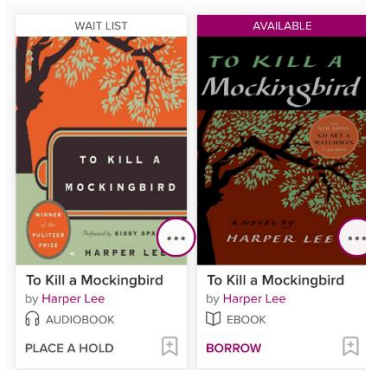
- You will then be directed to the below screen. To sign in to your account to check out eBooks, click *the pictures of the books* on the right side of the screen. Then enter your library card number.



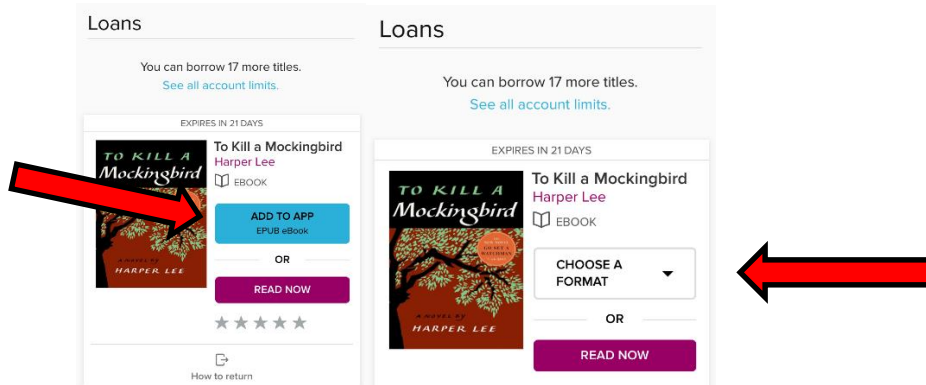
- You are now signed up and ready to download an eBook! To download a book, click the menu button to browse for different titles in various genres or use the **search bar** to find what you are looking for.



- Once you find what you are looking for, you can click on the book. There are both eBooks & audio books available. If you need to place a hold on an item, it will say Wait List, but if the book is available, it will say Available at the top of the book cover.



- Click on the cover of the book to check out the book. It will bring you to your Loans page. Click Add to App to Download the book. You will select EPUB format to download it to your device.



- Once your book is downloaded press the three lines in the upper left corner and click Bookshelf. Your book will be there. Tap on the cover to start to read.



If you have any additional questions please contact Pam Calfo, technology librarian: 412-885-2255, calfo@einetnetwork.net She can help answer your questions or you can schedule an appointment!